



Main Feature

1. 15A in small size.
2. Surge Strength is 3,000V.
3. UL approval for 1/2 HP.
4. UL approval for 15A Tungsten (1800W).
5. TUV approval for 7.5A Tungsten (1800W).
6. Halogen Free series available.
7. UL Class F insulation available.
8. Comply with RoHS and REACH regulations



Contact Rating

Load Type	RUT (DM)	RUT (DM8)
Rated Load (Resistive)	15A 125VAC(UL)	15A 125VAC(UL)
	10A 250VAC	10A 250VAC
	5 A 30VDC(TUV)	5 A 30VDC(TUV)
Contact Capacity	TV-5 120VAC	TV-8 120VAC
Rated Carrying Current	10A	10A
Max. Allowable Voltage	AC 250V	AC 250V
	DC 110V	DC 110V
Max. Allowable Current	15A	15A
Max. Allowable Power Force	2,500VA	2,500VA
	150W	150W
Contact Material	Ag Alloy	Ag Alloy
Contact Form	SPST	SPST

Application

Remote Control TV Receivers, Monitor Displays, Audio Equipment and High Inrush Current Use Application.

Performance (at Initial Value)

- Contact Resistance 100mΩMax. @1A,6VDC
- Operate Time..... 15mSec. Max
- Release Time 5 mSec. Max
- Dielectric Strength:
 - Between Coil & Contact..... 1,500VAC at 50/60 Hz for one minute
 - Between Contacts 750VAC at 50/60 Hz for one minute
- Surge Strength..... 3,000V (between Coil & Contact 1.2x50μSec.)
- Insulation Resistance 100 MegaΩ Min. at 500VDC
- Max. On/Off Switching:
 - Electrical..... 6 Cycles per Minute
 - Mechanical 300 Cycles per Minute
- Temperature Range..... -30~+85°C
- Humidity Range 45~85% RH.

- Coil Temperature Rise30°C Max.
- Vibration:
 - Endurance..... 10 to 55 Hz dual amplitude width 1.5mm
 - Error Operation 10 to 55 Hz dual amplitude width 1.5mm
- Shock:
 - Endurance1,000 m/S²
 - Error Operation100 m/S²
- Life Expectancy:
 - Mechanical10⁷ Operations at No Load condition
 - Electrical10⁵ Operations at Rated Resistive Load
 - 2.5x10⁴ Operations at TV Rated Load
- Weight.....About 11.4 g

Safety Standard & File Number

- UL & C-UL.....E141060
- TÜV.....R09352326

Coil Specification (at 20°C)

Coil Sensitivity	Nominal Voltage (VDC)	Nominal Current (mA)	Coil Resistance ($\Omega \pm 10\%$)	Power Consumption (W)	Pull-In Voltage (VDC)	Drop-Out Voltage (VDC)	Maximum Allowable Voltage (VDC)
RUT	3	120	25	Abt. 0.36	75% Maximum	5% Minimum	130%
	5(UL)	72	70				
	6	60	100				
	9	40	225				
	12	30	400				
	15(UL)	24	625				
	18(UL)	20	900				
	24	15	1,600	Abt. 0.51			
	48	11	4,500				

Ordering Information

RUT - SS - 1 12 D M 8 F

Insulation System:

Nil: Standard Class

F: Class F

Specification:

Nil: Standard, TV-5, 1800W

8: TV-8

Contact Form:

M: One Form A

Coil Type:

D: Standard DC

Coil Voltage:

03: 3V, 05: 5V, 06: 6V, 09: 9V, 12: 12V, 15: 15V

18: 18V 24: 24V, 48: 48V

Number of Pole:

1: One Pole

Type of Sealing:

SS: RT II Flux Proofed

SH: RT III Wash Tight

Type:

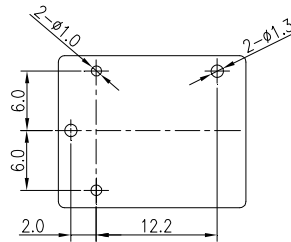
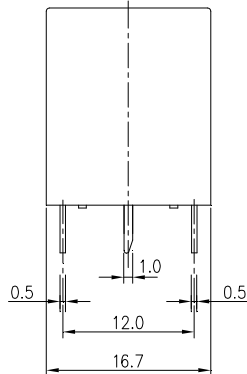
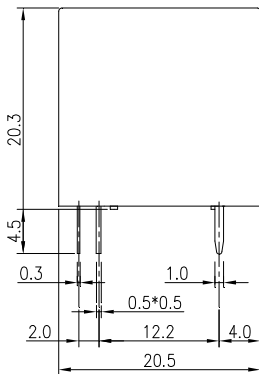
RUT

Classification

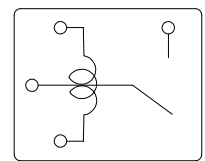
Model	RUT	
Contact Type	DM	DM8
Flux Proofed	RUT-SS-1□□DM	RUT-SS-1□□DM8
Wash Tight	RUT-SH-1□□DM	RUT-SH-1□□DM8

Dimension ($\leq 5\text{mm} \pm 0.2\text{mm}$, $> 5\text{mm} \pm 0.3\text{mm}$, the tolerance of PCB thru hole: $+0.1\text{mm}$)

RUT-SS/SH



P.C.B. Layout



Bottom View